



Spring Balancers & Hose Reels



Common Safety Instructions for Spring Balancers

Be sure to read following instructions before selecting and using the VAC devices. Also read the detailed instructions for individual series.



Warning

1. Install the balancer correctly. Always attach a secondary support cable.
2. Never stand under the suspended tool / device.
3. Never remove tool / device while the wire rope is extended.
4. Never pull the wire rope when unloaded. Never release the drum lock when unloaded.
5. Never remove the spring from the spring case.
6. If the wire rope is released when extended with no load, it will snap back and could cause personal injury.
7. Never remove the suspended tool / device before checking the drum is locked. If the drum lock is not locked securely, the drum lock could be released allowing the wire rope to snap back, possibly causing personal injury.
8. Never release the drum lock when the balancer is unloaded or the new tool / device has a different mass (weight) to the old one.
9. Move the tool / device upward and downward to check the drum is locked securely. Never remove the tool / device before checking this.
10. If a malfunction occurs during operation, stop operation immediately and take the necessary steps to rectify the problem.
11. Never remove the suspended tool / device before identifying the cause of the malfunction.
12. Periodically inspect the balancer, and replace any worn or damaged parts.



Caution


1. If the spring tension is set over the maximum capacity, the balancer cannot provide the specified cable travel and the spring life will be shortened.
2. If the spring tension is set under the minimum capacity, the fall prevention device will operate and stop the suspended tool / device.
3. Extending the wire rope past the maximum cable travel could cause damage to the balancer.
4. Always use within the capacity range of the balancer.
5. Do not pull the wire rope at an angle.
6. Careless repairs can cause personal injury or damage to the balancer. Therefore, be careful but thorough when making repairs.
7. Always use genuine parts for replacement.



Spring Balancers

VAC Balancers Enhance Productivity

It's a simple fact. Make a job easier to do, and you can do it better, faster, longer. Balancers and tool support systems by VAC improve the productivity of light assembly, packaging, and many other shop floor workers by keeping their tools out of the way when not needed. With balancers, workstations can be organised more efficiently by ensuring tools are always in the right place. Expensive power tools suspended from balancers are safeguarded from being accidentally dropped onto the floor or onto other expensive products or equipments.

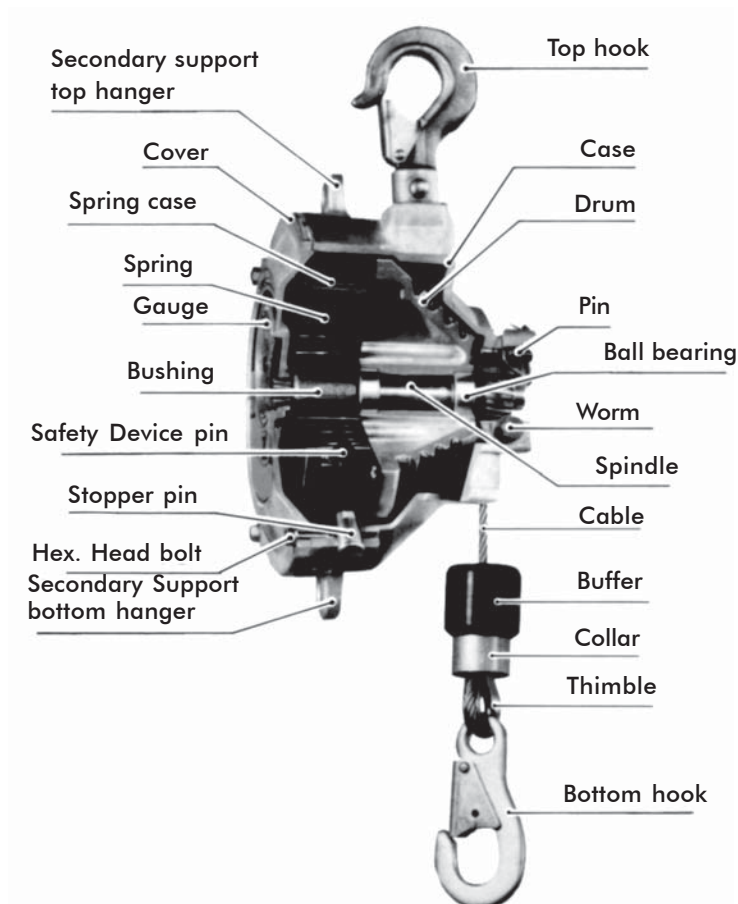


VAC Spring Balancer's are suitable for -

- A Conveyer system.
- Working with electric, pneumatic, or oil pressure instrument.
- Hanging tools, racks for tools and parts.
- Setting and carrying of the instruments, jigs, parts and materials.

Advantage

- This improves working efficiency and diminishes fatigue.
- This makes it possible to use the working room widely in order to utilize space.
- This makes the situation of tools stable and gives the accurate working.
- This prevents tools from a strain and damage.
- Electric or pneumatic power is not needed and the work can be done easily.



Selection of the suitable model and spring tension adjustment.

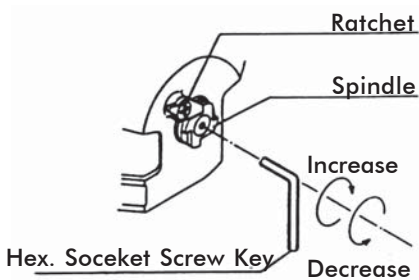
- Select the correct model for the weight (Mass) of tools or instruments which will be hung. Weight means total weight, that is, tool plus cable plus hose plus other accessories.

For Example -

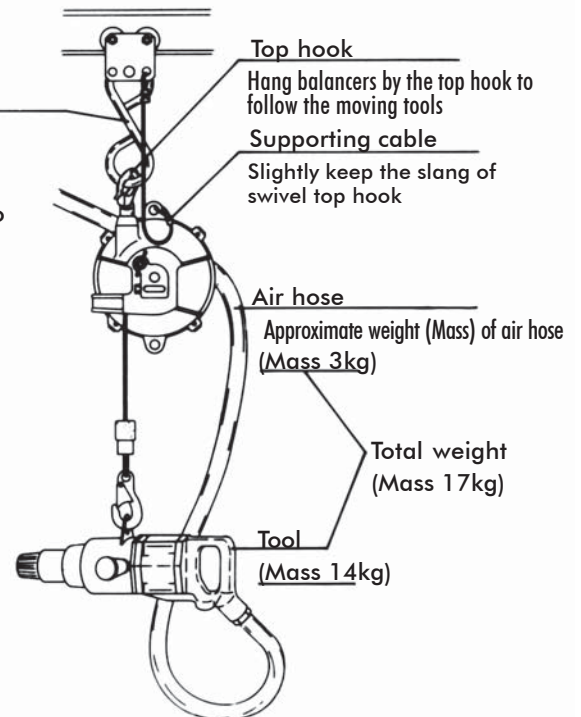
A. The weight of tools itself (14Kg) + the weight of accessories (3Kg) is equal to 17Kg (total weight). So, you should select model EW-22 Model (15 ~ 22Kg).

B. If the total weight is on the border of two models, you should select larger model, because the spring could have longer life.

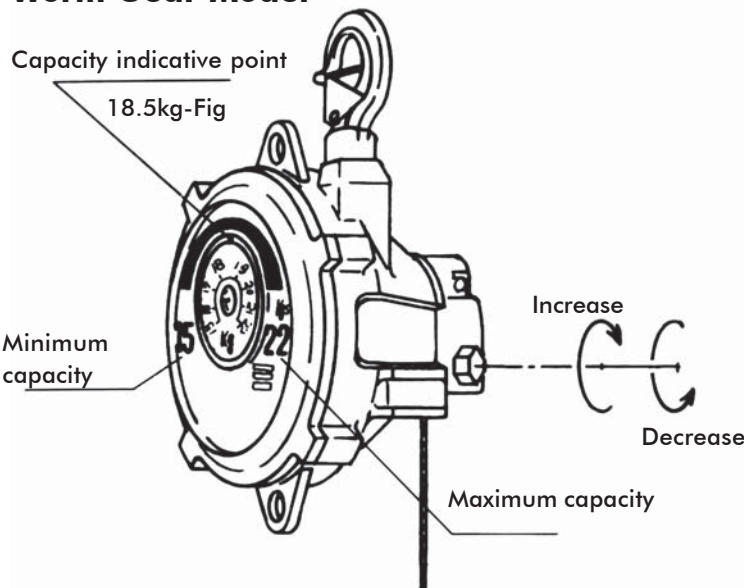
- Mount the balancers not to collide with structure. Keep the balancers uneven not to collide each other.
- Attach the secondary support cable (or chain) to follow the moving of tools.
- Adjust the main spring tension to be appropriate to the weight (Mass) of tools (or instrument).
- At shipping, the main spring tension is set in the middle of its capacity. For increasing, turn the worm clockwise. For decreasing, turn the worm counter-clockwise.



Sling
When balancers are mounted with trolley, keep each balancers uneven by fitting not to collide each to each



Worm Gear Model



VSM**Sleek Body Sheet Metal Spring Balancer****Specifications**

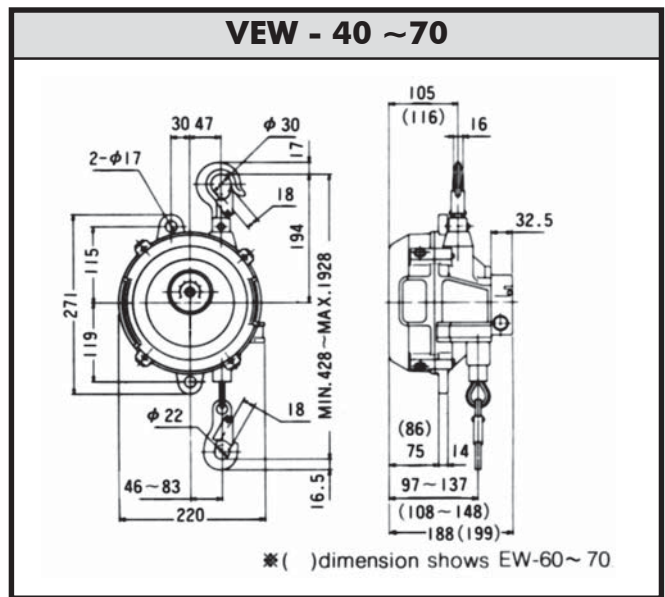
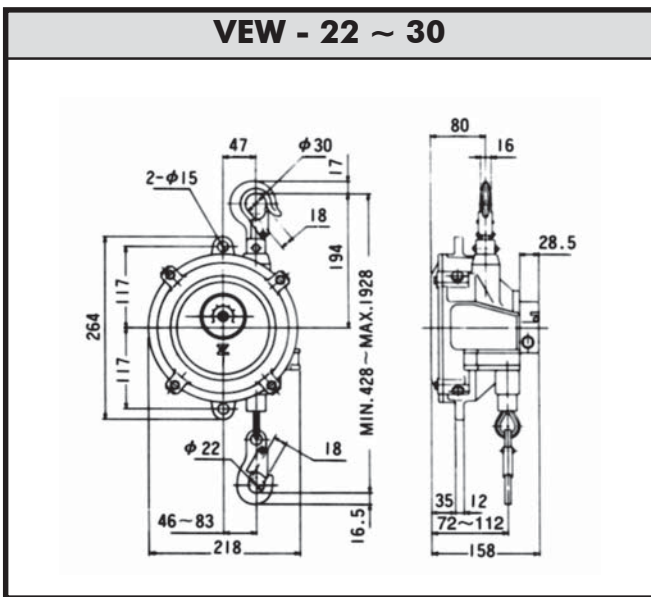
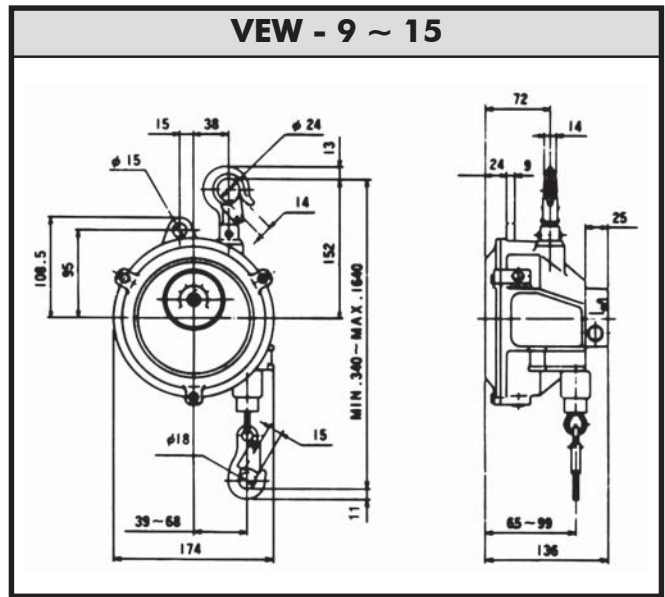
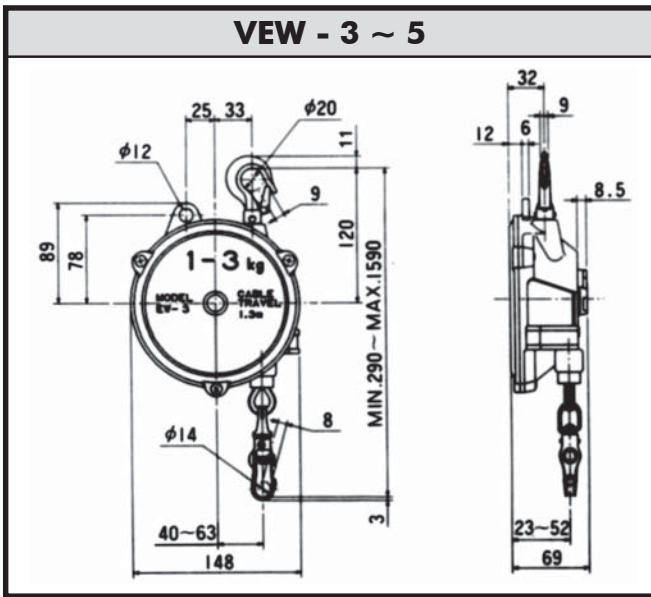
Model	Capacity (kg)	Cable travel (m)	Diameter of cable (øm)	Mass (Kg)
VSM-01	0.5 ~ 1.5	1.5	2.8	0.500
VSM-02	1.0 ~ 2.0	1.5	2.8	0.600
VSM-03	1.0 ~ 3.0	1.5	2.8	0.800

VCB**Closed Body Sheet Metal Spring Balancer****Specifications**

Model	Capacity (kg)	Cable travel (m)	Diameter of cable (øm)	Mass (kg)
VCB-03	2.0 ~ 3.0	1.5	2.8	1.5
VCB-3.5	2.5 ~ 3.5	2.5	2.8	1.5
VCB-05	2.5 ~ 5.0	1.5	3.0	1.5

VEW**Heavy Duty High Capacity Spring Balancer****Specifications**

Model	Capacity (kg)	Cable travel (m)	Diameter of cable (øm)	Mass (kg)
VEW-09	4.5 ~ 9.0	1.5	4.0	3.5
VEW-15	9.0 ~ 15.0	1.5	5.0	3.8
VEW-22	15.0 ~ 22.0	1.5	5.0	7.2
VEW-30	22.0 ~ 30.0	1.5	5.0	7.6
VEW-40	30.0 ~ 40.0	1.5	5.0	9.8
VEW-50	40.0 ~ 50.0	1.5	5.0	10.4
VEW-60	50.0 ~ 60.0	1.5	5.0	11.6
VEW-70	60.0 ~ 70.0	1.5	5.0	11.8
VEW-85	70.0 ~ 85.0	1.5	5.0	22.5
VEW-100	85.0 ~ 100.0	1.5	5.0	24.4
VEW-120	100.0 ~ 120.0	1.5	5.0	27.2






Hose Reels

VAC: Fluid power solutions for a full range of industrial applications

Get the power to perform with the most advanced hose reels in the industry. Made with precision mechanical components, VAC reels are designed to provide top performance, long service life and ease of maintenance. With a huge selection of sizes, styles and related accessories, you get the fluid power solutions you need.



VAHR

Air Hose Reel

VAC AUTO REWIND AIR HOSE REEL

VAC Auto Rewind Air Hose Reels are mainly used for operating pneumatic tools on large floor areas. These reels have auto self winding ratcheting mechanism such that after the completion of work the hose can get rewound by slight pull of tubing. These Air Hose Reels are supplied with VAC Polyurethane caliberated tubing's.

Merits

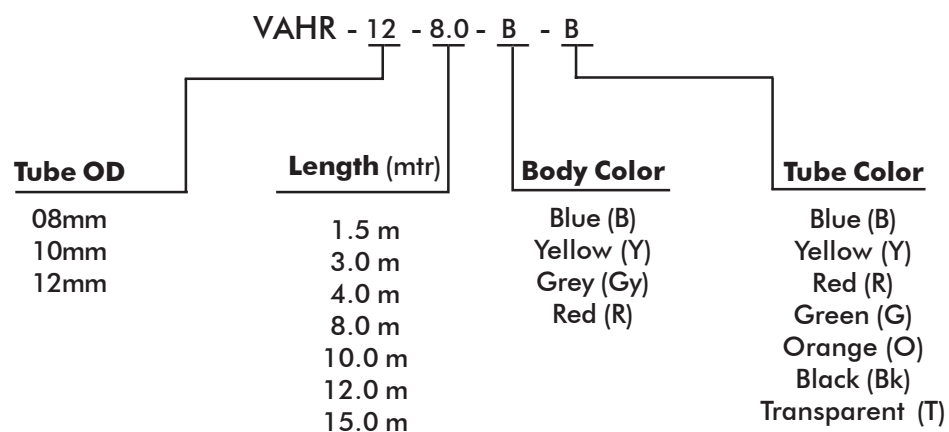
- Outer casting made from EDD quality steel sheet for long life.
- Attractive powder coated for good outlook.
- Cartridge type spring made from spring steel IS:4454, EN-42J.
- Provision of suspension hook for overhead suspension.
- Mounting bracket also provided for mounting in the wall.
- Stopper also provided for fixed provision of spring guard & quick release coupling and also to adjust the length of the tube outside the drum as per customers requirement.

**Advantages**

- Can be fixed or suspended.
- Very little effort required for pulling.
- PU Hose gets wound on drum preventing damage and air leakage.
- Quickens operation as compared to straight tube lengths.

Applications

- Automobile shop floors.
- Garages, Petrol Pumps for cleaning and air filling.
- Can also be used in assemble lines of 2 Wheelers, Cars, HCV, LCV engine assembly lines.
- Two/Four - Wheeler service stations.

Model selection chart

VOHR

Oil / Grease / Water Hose Reel

VAC OIL / GREASE / WATER HOSE REEL

VAC hose reels are the ideal small capacity reel for all oil, grease & water application. The design of the hose reel has been done for heavy duty industrial use with high emphasis on safety, convenience and improve the productivity. Contemporary engineering & manufacturing techniques guarantee trouble free performance and long product life.

Features

- Full flow shaft and swivel assure maximum product delivery.
- Bended drive springs give smooth & automatic hose retrieval.
- Multi position guide arms permit wall, floor, ceiling and under the bench mounting.
- Adjustable hose bumpers allow any desired length of hose to be maintained outside the reel.
- Rugged steel construction.
- Standard reel finish is red & blue - durable, abrasion resistant, baked on powder coat finish.



Applications

- Automobile shop floors.
- Garages, Petrol Pumps for cleaning and air filling.
- Can also be used in assemble lines of 2 Wheelers, Cars, HCV, LCV engine assembly lines.
- Two/Four - Wheeler service stations.

For Oil

- Model 3010
Reel with 5Mtr Hose 1/2"
- Model 3012
Reel with 10Mtr Hose 1/2"
- Model 3014
Reel with 15Mtr Hose 1/2"

FOR GREASE

- Model 3110
Reel with 5Mtr Hose 1/4"
- Model 3112
Reel with 10Mtr Hose 1/4"
- Model 3114
Reel with 15Mtr Hose 1/4"

For Water

- Model 3210
Reel with 5Mtr Hose 1/2"
- Model 3212
Reel with 10Mtr Hose 1/2"
- Model 3214
Reel with 5Mtr Hose 3/8"
- Model 3216
Reel with 10Mtr Hose 3/8"

